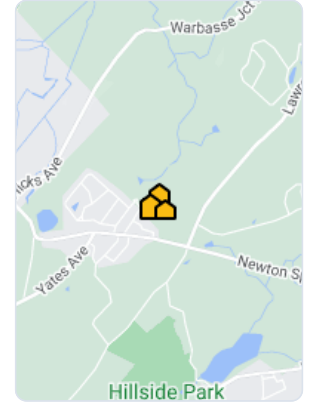


Market Trends

Property Type: SF + Condo/TH/Apt

May 2024

Market Type



Key Details

Months of Inventory	List to Sold Price %	Median Days in RPR	Median Sold Price
2.1	104.1%	20	\$390,000
↑ 7.14% MoM	↑ 0.94% MoM	↓ 4.76% MoM	↓ 2.5% MoM

Realtors Property Resource®, LLC

Source: Listings

Median Estimated Property Value

May 2024

Property Type: SF + Condo/TH/Apt

Median Estimated Value

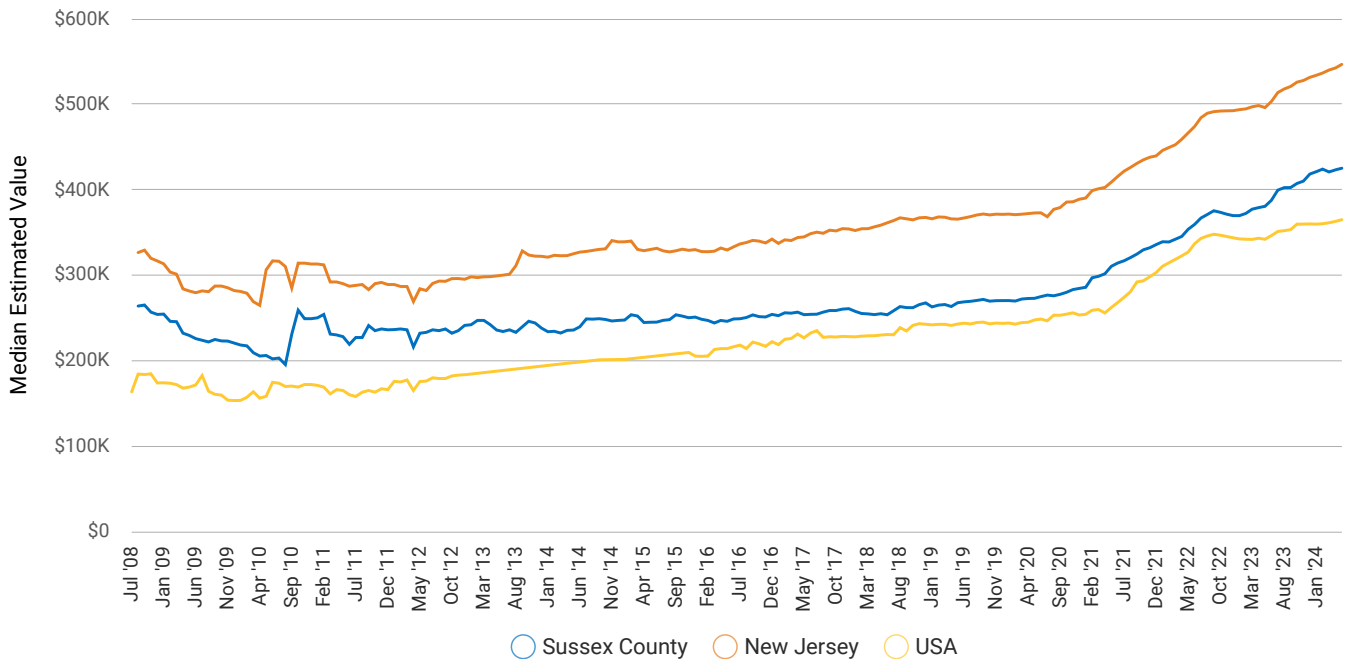
\$425,090

Last Month Change

+0.5%

12 Month Change

+11.7%



Realtors Property Resource®, LLC

Source: Public Records and Listings

New Listings

May 2024

Property Type: SF + Condo/TH/Apt

Median List Price

\$437,000

↑ 9.4% MoM

of Properties

264

↑ 1.5% MoM

Median \$/Sqft

\$258

↑ 5.7% MoM

Total \$ Volume

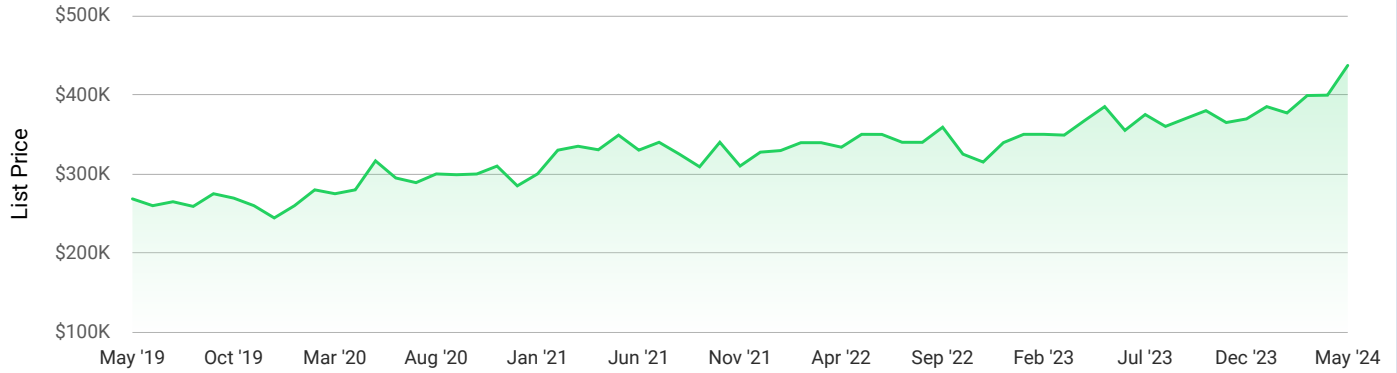
\$133,044,887

↑ 20.1% MoM

Median Living Area Sqft

1,714

↑ 8.6% MoM



Realtors Property Resource®, LLC

Source: Listings

Active Listings

May 2024

Property Type: SF + Condo/TH/Apt

Median List Price

\$425,000

↑ 6.3% MoM

of Properties

352

↑ 7.3% MoM

Median Days in RPR

29

↓ 9.4% MoM

Median \$/Sqft

\$258

↑ 3.6% MoM

Total \$ Volume

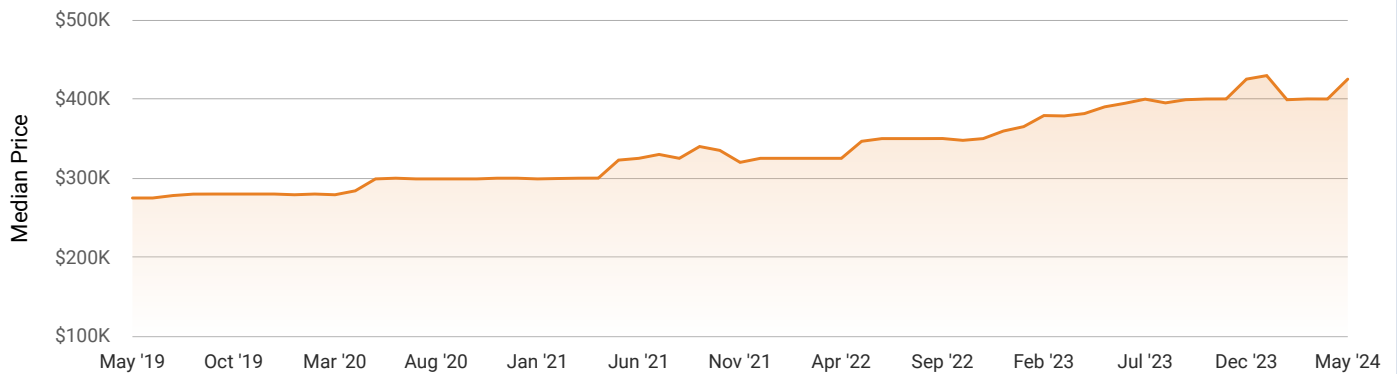
\$182,712,617

↑ 16.1% MoM

Median Living Area Sqft

1,662

↑ 7.2% MoM



Realtors Property Resource®, LLC

Source: Listings

New Pending Listings

May 2024

Property Type: SF + Condo/TH/Apt



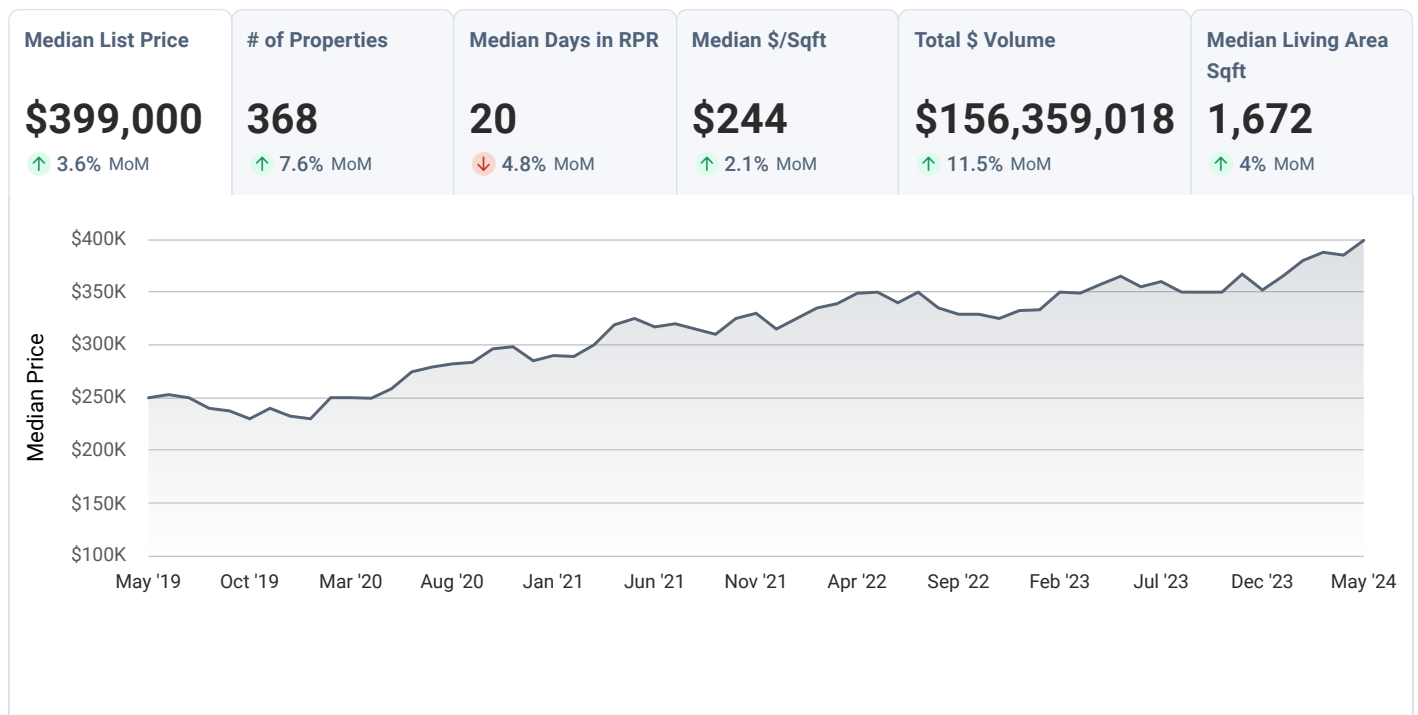
Realtors Property Resource®, LLC

Source: Listings

Pending Listings

May 2024

Property Type: SF + Condo/TH/Apt



Realtors Property Resource®, LLC

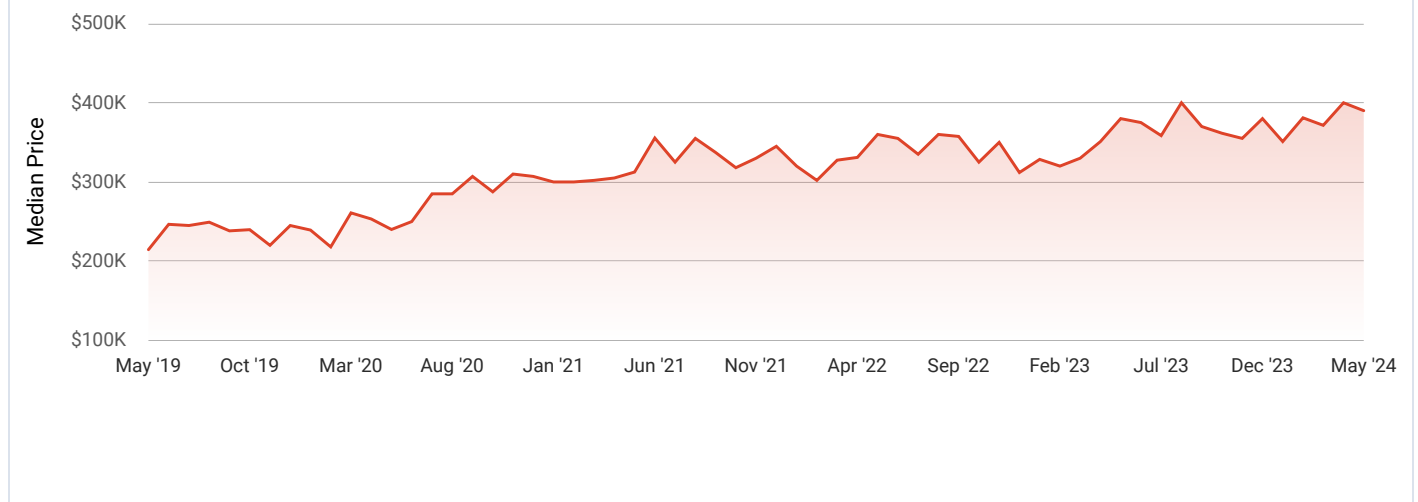
Source: Listings

Sold Listings

May 2024

Property Type: SF + Condo/TH/Apt

Median Sold Price	# of Properties	Avg. List to Sale Price %	Median Days in RPR	Median \$/Sqft	Total \$ Volume
\$390,000 ↓ 2.5% MoM	163 ↑ 11.6% MoM	104.14% ↑ 0.9% MoM	20 ↓ 4.8% MoM	\$254 ↓ 3.1% MoM	\$67,374,636 ↑ 2.3% MoM



Realtors Property Resource®, LLC

Source: Listings

Months Supply of Inventory

May 2024

Property Type: SF + Condo/TH/Apt

Months Supply of Inventory 2.1	Last Month Change +7.1%	12 Month Change +6.1%
---	--	--



Realtors Property Resource®, LLC

Source: Listings

Sold Public Records

May 2024

Property Type: SF + Condo/TH/Apt

Median Sold Price

\$397,000

↑ 9.1% MoM

of Properties

20

↓ 86.4% MoM

Median \$/Sqft

\$244

↓ 0.4% MoM

Median Living Area Sqft

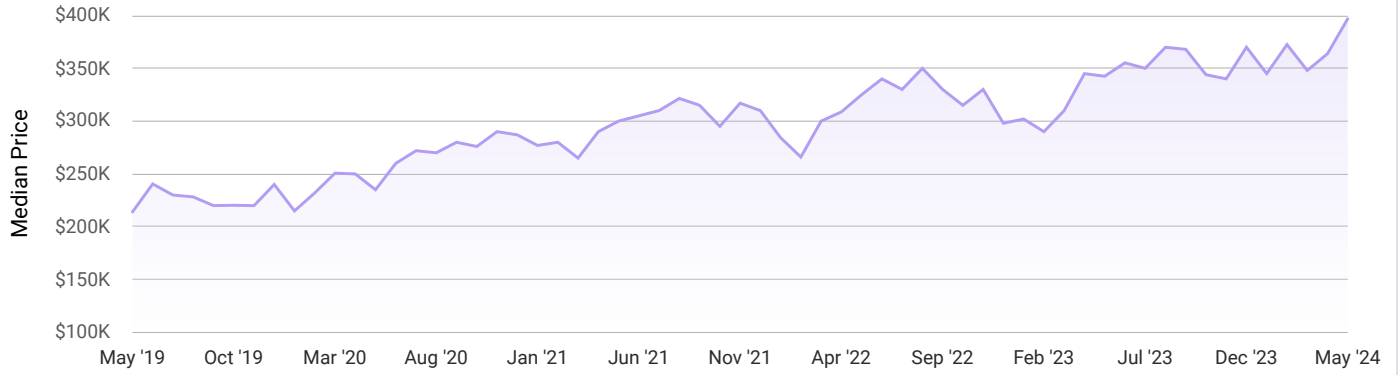
1,532

↑ 5.2% MoM

Total \$ Volume

\$8,185,600

↓ 85.5% MoM



Realtors Property Resource®, LLC

Source: Public Records